




Productive Vocabulary Test, First Edition

Carien Wilsenach, Maxine Schaefer, Hlumela Mkabile & Siân Rees

isiZulu

Siswati

pVt



Productive Vocabulary Test, First Edition

Carien Wilsenach, Maxine Schaefer, Hlumela Mkabile & Siân Rees

isiZulu

Siswati

2019

Attribution-NonCommercial-NoDerivatives 4.0 International



BEFORE YOU BEGIN

- Make sure your work area is set up so you are ready to start.
- Seat yourself at a table with the examinee on your left. Make sure the examinee can clearly see the pictures in the book/file.
- All items are presented with the pictures in this picture book, and stimulus questions (prompts) to be read exactly as provided.
- You should not change any of the words in the prompts.

TRAINING PHASE

The items on page i. and ii. are training items, which are meant to teach the examinee how to respond to the prompts.

Always teach on the training items by modelling the correct response if the examinee responds incorrectly or does not respond after the prompt has been repeated.

STIMULUS QUESTIONS

Read the stimulus questions (prompts) from the recording form. You may repeat a question once if the examinee asks you to, or if it appear as if the examinee did not understand or did not pay attention.

CORRECT RESPONSES

Correct responses are listed on the recording form. If the examinee's response matches the listed correct answer exactly, select the appropriate option. If the examinee responds *with a sentence* that contains the correct response, give credit, but remind the examinee to respond with the shortest possible answer.

INCORRECT RESPONSES

If the examinee responds incorrectly, make a note of the incorrect response on the additional scoring sheet. If the examinee doesn't respond, prompt the item one more time. If the examinee says "I don't know", score the answer as no-response and move on to the next item. The examinee should respond in the required language. If the examinee responds in a different language, ask him or her to say the answer in the required language.

HOW TO BEGIN

Turn to page i. of the picture file to show the first practice item, then follow the instructions as provided.

PRACTICE ITEMS

For isiZulu: Say, *Ngizikukhombisa izithombe ezithile bese ngikubuza um'buzo, wena uzobe usungiphendula ngaloko okuzobe kusesithombeni. Ngizocela ungiphendule ngesiZulu. Asiqale ngokwenza izibonelo.*

For Siswati: Say, *Ngitokubonisa titfombe, bese ngibuta umbuto, wena kumele uphendvule mayelana netitfombe. Ngifuna ungiphendule ngesiNgisi/ngesiZulu/ngesiSwati. Asicale nokwenta sibonelo.*

PRACTICE ITEM 1

Point to the picture of the cat, and ask, **Yini lena?**

If the examinee responds correctly, say **Yebo, kunjalo. Lokhu [ikati] / Yebo, kunjalo. Loku [likati]**. If the response is incorrect, or if there is no response, say: **[Ikati/likati]. Lokhu [ikati] /Loku [likati]**.

If the examinee does not know, select the no-response option.

Move to the next training item. If you are sure the examinee understands how to respond to the prompts, move on to the rest of the test.

TEST ITEMS

The test items start on page 1 of the picture book. The number at the bottom of each page corresponds to the item number on the scoring form.


Use your left hand to turn to the next picture while you score using your right hand.

Make sure to point to the relevant parts of the picture if necessary. Check the prompts carefully for any such items.

Re-read the section ADMINISTERING THE TEST on page 3 of the training manual before you administer the test for the first time.





























































































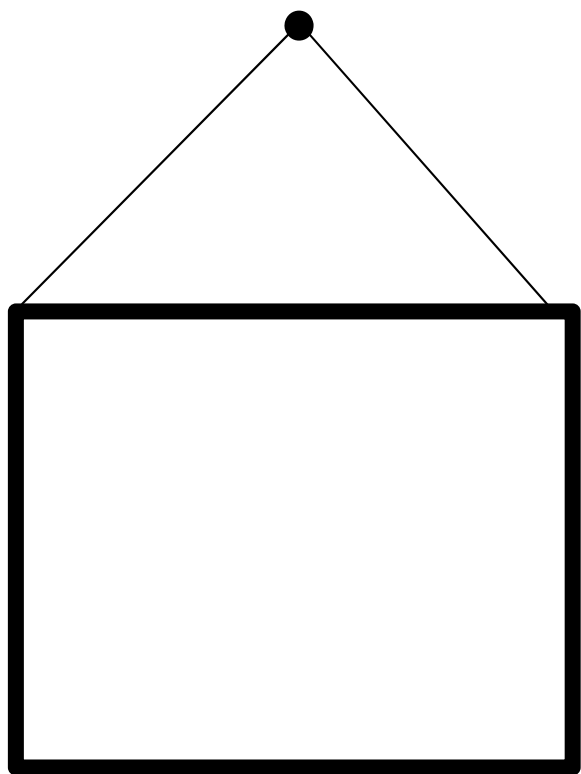










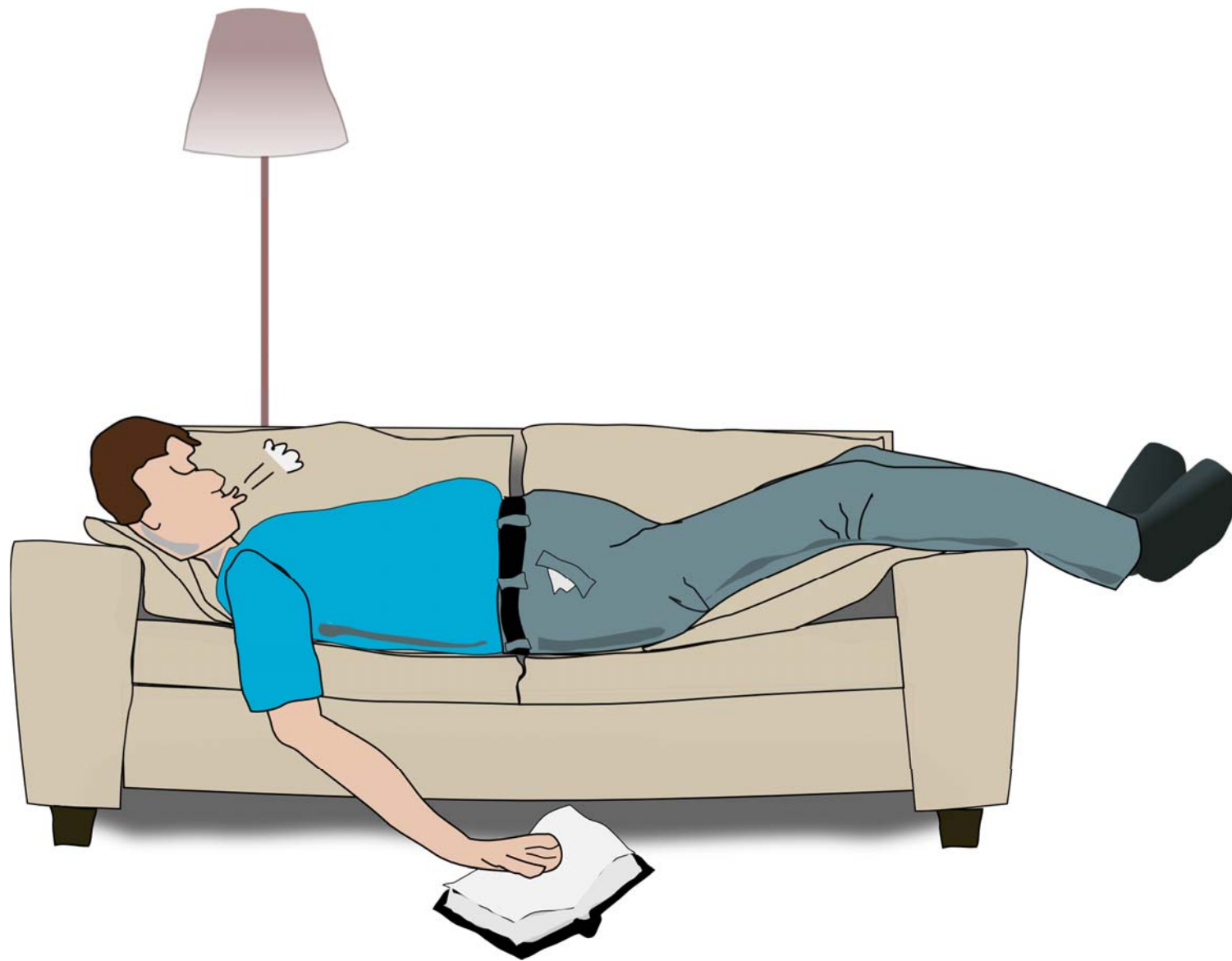







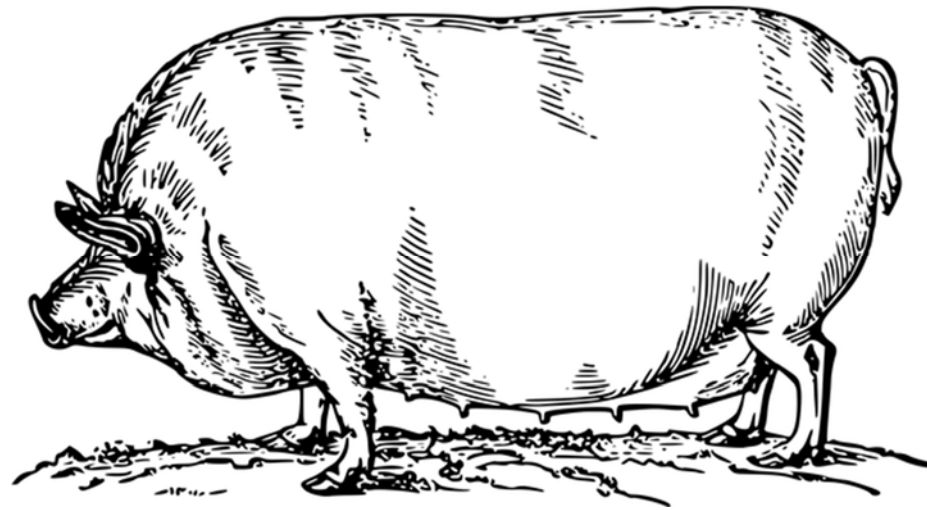






















Ken Costello









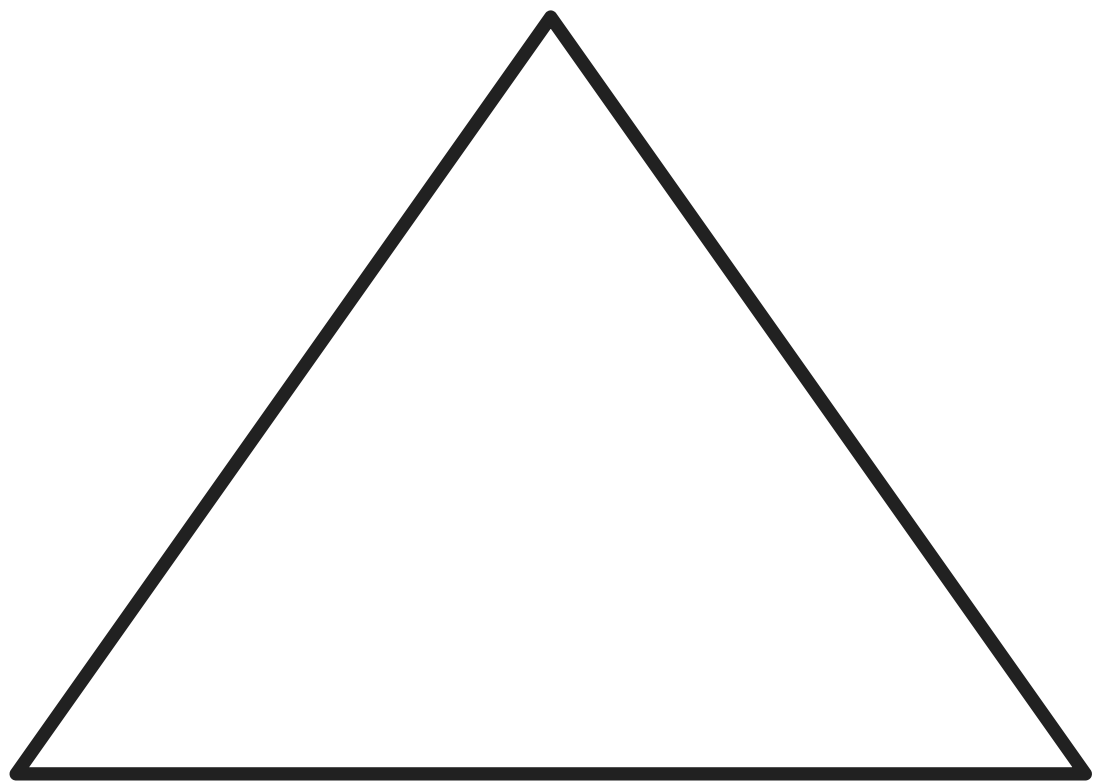






















































dakshbajaria













